


**LORIENT**

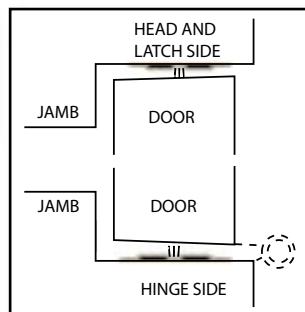
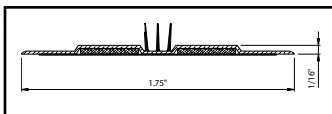
Manufactured On Date

**HP410 HIGH PERFORMANCE FIRE & SMOKE SEAL**

This product must be installed to allow the proper opening and closing of the door assembly with a minimal amount of force. The door assembly should be checked periodically to insure proper operation.

**TOOLS REQUIRED**

- Tape measure
- Knife or scissors

**INSTALLATION INSTRUCTIONS**

This product has been designed to provide an effective fire and smoke seal in the gap around a fire-rated door.

HP410 is to be installed as illustrated above, around the perimeter of the door assembly.


Care should be taken to install this product without stretching or damaging it in any way. The temperature of the frame should be above 40° F. The frame should be thoroughly cleaned removing dust, oil, grease or dirt. Certain paint products may make adhesion difficult. If necessary, lightly sand the painted surface and then thoroughly clean. Secure adhesion is crucial to the proper performance of this product!

1. Measure the frame at the top and both sides.
2. Cut the product to fit using a knife or scissors
3. Remove both pieces of protective backing one foot at a time.
4. Adhere seal to the exact location on frame where section is to be installed. Do not remove and relocate.
5. Inspect seal to assure proper location
6. Do not install this product to impede the opening and closing of the door assembly. The door assembly must operate effectively.

HP410 Intumescent Fire & Smoke Seal has been approved for installation with Listed Wood Core Fire Doors with Wood or Steel Fire Door Frames rated 20 minutes (with hose stream) as a category G edge seal. HP410 has been approved for installation with Listed Mineral Core Fire Doors with Listed Steel Fire Door Frames rated 45, 60 and 90 minutes as a category G edge seal. HP410 has also been approved as a category H and J gasket for installation with Listed Wood or Mineral Core Fire Doors with Listed Steel or Wood Fire Door Frames, and Listed Steel (Steel-Stiffened, Polystyrene, Urethane, or Honeycomb) Fire Doors with Listed Steel Fire Door Frames. HP410 has been tested to the requirements of UBC 7-2, Parts I and II (1997), UL 10C (1998), ASTM E152-81a, NFPA 252 (1995), UL 10B (1997), UBC 7-2 (1994), UBC 1784. Consult Lorient or the test labs to verify the specifics of these approvals.

**LORIENT**

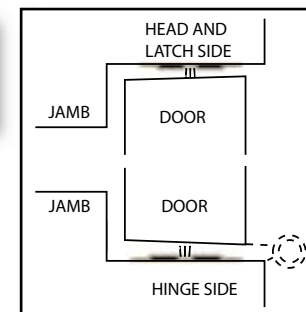
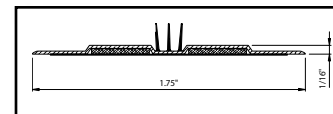
Manufactured On Date

**HP410 HIGH PERFORMANCE FIRE & SMOKE SEAL**

This product must be installed to allow the proper opening and closing of the door assembly with a minimal amount of force. The door assembly should be checked periodically to insure proper operation.

**TOOLS REQUIRED**

- Tape measure
- Knife or scissors

**INSTALLATION INSTRUCTIONS**

This product has been designed to provide an effective fire and smoke seal in the gap around a fire-rated door.

HP410 is to be installed as illustrated above, around the perimeter of the door assembly.

Care should be taken to install this product without stretching or damaging it in any way. The temperature of the frame should be above 40° F. The frame should be thoroughly cleaned removing dust, oil, grease or dirt. Certain paint products may make adhesion difficult. If necessary, lightly sand the painted surface and then thoroughly clean. Secure adhesion is crucial to the proper performance of this product!

1. Measure the frame at the top and both sides.
2. Cut the product to fit using a knife or scissors
3. Remove both pieces of protective backing one foot at a time.
4. Adhere seal to the exact location on frame where section is to be installed. Do not remove and relocate.
5. Inspect seal to assure proper location
6. Do not install this product to impede the opening and closing of the door assembly. The door assembly must operate effectively.

HP410 Intumescent Fire & Smoke Seal has been approved for installation with Listed Wood Core Fire Doors with Wood or Steel Fire Door Frames rated 20 minutes (with hose stream) as a category G edge seal. HP410 has been approved for installation with Listed Mineral Core Fire Doors with Listed Steel Fire Door Frames rated 45, 60 and 90 minutes as a category G edge seal. HP410 has also been approved as a category H and J gasket for installation with Listed Wood or Mineral Core Fire Doors with Listed Steel or Wood Fire Door Frames, and Listed Steel (Steel-Stiffened, Polystyrene, Urethane, or Honeycomb) Fire Doors with Listed Steel Fire Door Frames. HP410 has been tested to the requirements of UBC 7-2, Parts I and II (1997), UL 10C (1998), ASTM E152-81a, NFPA 252 (1995), UL 10B (1997), UBC 7-2 (1994), UBC 1784. Consult Lorient or the test labs to verify the specifics of these approvals.

